



4 SCHOOLS

# Online attendance

## Attendance register

Name	Tue 16th Dec							
	AM	Tut	1	2	3	4	PM	5
Addo, Noor Habib	11G	B	B	B	B	B	B	B
Arance Amohy, Alimoun	11G	L 3 Bus	/	/	/	/	/	/
Beasant, Shrahija	11G	/	/	/	/	/	/	/
BOURGAZZE, Nawej	11G	N	/	/	/	/	/	/
Chik, Kani	11G	/	/	/	/	/	/	/
Colins, Dasha	11G	/	/	/	/	/	/	/
Eggett, Zaidah	11G	/	/	/	/	/	/	/
Hemah, Abdigadir	11G	/	/	/	/	/	/	/

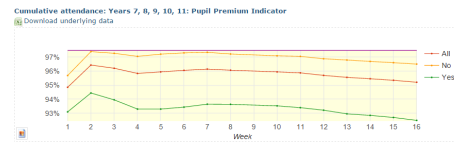
## Lesson attendance

Lesson attendance by subject

Lesson attendance for each subject taken by the student.

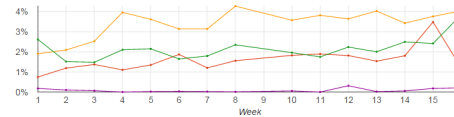
Subject	Year	Group	Possible	Present	Approved educational activity	Authorised absence	Unauthorised absence	Missing mark	Percentage attendance
Art	11	11GAM1	20	20	0	0	0	0	100%
Business Studies	11	11GAM1	27	20	1	3	0	3	77.78
English	11	11GAM1	21	21	0	0	0	0	100%
English Lit	11	11GAM1	27	21	2	3	0	1	85.19
English Sp	11	11GAM1	21	21	0	0	0	0	100%
Geography	11	11GAM1	28	11	3	4	0	11	46.43
History	11	11GAM1	28	22	0	4	0	0	85.71
IT	11	11GAM1	14	12	1	1	0	0	92.86
Music	11	11GAM1	41	20	0	4	1	1	61.90
PE	11	11GAM1	27	20	1	3	1	2	77.78
PSHE	11	11GAM1	7	7	0	0	0	0	100%
RE	11	11GAM1	14	10	0	4	0	0	71.43
Rel	11	11GAM1	18	17	0	0	0	0	100%
Science	11	11GAM1	42	40	0	0	0	0	100%

## Focus group attendance



		% Attendance / Week															
		10	11	12	13	14	15	16	Target								
All	Cumulative	95.45	95.38	95.20	95.06	94.96	94.85	94.71	97.00								
No	Cumulative	94.56	94.81	93.60	93.57	93.85	93.51	92.86									
Yes	Cumulative	93.02	93.89	92.71	92.45	92.34	92.10	91.08									
	Week	95.67	96.23	94.81	95.34	95.18	95.04	94.58									
	Cumulative	92.22	93.85	91.07	89.85	91.06	90.34	89.27	97.00								

## Attendance by mark type



## Student heat map

	Mon	Tue	Wed	Thu	Fri				
	AM	PM	AM	PM	AM	PM			
Present	93.33	93.33	93.33	86.67	93.33	87.5	81.25	86.67	86.67
Approved educational activity									
Authorised absence	6.67	6.67	6.67	6.67	6.67	6.25	6.25		
Unauthorised absence				6.67				6.67	6.67
Missing mark		6.67	6.67	6.67	6.67	6.25	12.50	6.67	6.67

The **Online attendance module** is designed to reduce the time you spend analysing attendance data and increase the time you have available to actually work on reducing student absence. Using attendance marks from your MIS or session/lesson marks recorded directly in GO 4 Schools, it provides instant analysis, tables and charts of attendance and absence by cohort and focus group – including students on attendance interventions. All staff can quickly drill down to individual students to see their session attendance 'heat map' and even their lesson attendance statistics to help understand the student's attendance patterns.

By crunching the numbers for you, the **Online attendance module** allows you to focus on helping students with their attendance issues and helps your school meet the government's expectations and threshold for persistent absence.

Instantly view updates to the attendance via the parent and student online App and ensure parents are informed of lates and absence to support prompt responses for authorised and unauthorised absence marks.

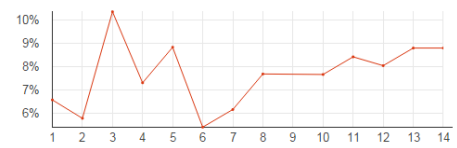
## Attendance pop out

Student	Year	Group	Present	Approved educational activity	Authorised absence	Unauthorised absence	Missing mark	Percentage attendance
ADD, Euzabee	11	11GAM1	20	0	0	0	0	100%
ADD, Euzabee	11	11GAM1	27	0	0	0	0	100%
ADD, Euzabee	11	11GAM1	21	0	0	0	0	100%
ADD, Euzabee	11	11GAM1	27	0	0	0	0	100%
ADD, Euzabee	11	11GAM1	21	0	0	0	0	100%
ADD, Euzabee	11	11GAM1	27	0	0	0	0	100%
ADD, Euzabee	11	11GAM1	21	0	0	0	0	100%
ADD, Euzabee	11	11GAM1	27	0	0	0	0	100%
ADD, Euzabee	11	11GAM1	21	0	0	0	0	100%
ADD, Euzabee	11	11GAM1	27	0	0	0	0	100%

## Breakdown by year group

2014-2015		On roll	0.00-75.00	75.00-80.00	80.00-85.00	85.00-87.00	87.00-90.00	90.00-92.00
Year 7	% on roll	100	0.79	1.19	1.59	1.19	4.76	4.76
Year 7	Students	252	2	3	4	3	12	12
Year 8	% on roll	100	2.34	1.87	3.27	2.34	3.74	4.21
Year 8	Students	214	5	4	7	5	8	9
Year 9	% on roll	100	1.95	1.56	2.34	0.78	8.20	7.03
Year 9	Students	256	5	4	6	2	21	18
Year 10	% on roll	100	3.15	1.42	2.48	2.48	6.74	6.30
Year 10	Students	282	9	4	7	7	19	18
Year 11	% on roll	100	3.07	0.34	5.12	2.73	7.85	6.83
Year 11	Students	293	9	1	15	8	23	20

## Persistent absence trend



## Instant statistics and intervention tracking

DfE guidance expects schools to promote good attendance and reduce absence, especially persistent absence.

GO 4 Schools helps you plan more effective interventions by allowing you to use mobile devices as well as PCs to collect accurate attendance and punctuality information from across the school.

As well as allowing you to track the attendance and absence of key focus groups such as Pupil Premium and Disadvantaged students, the **Online attendance module** allows you to identify and tag students with particular attendance issues and track their attendance and absence over selected time periods to monitor the effectiveness of your interventions.

KEEPING EVERYONE IN THE PICTURE—24/7

### SENIOR LEADERS

View whole-school cumulative attendance and persistent absence trends to make strategic decisions for improvement

### PROGRESS LEADERS

View detailed statistics for each year group with weekly trend graphs to spot key attendance events that link to persistent absence

### SUBJECT LEADERS

Check cumulative subject attendance that impacts on student progress

### TEACHING STAFF

Record attendance online in seconds and check student attendance to plan for catch-up work to support student learning

### STUDENTS

Raise awareness of attendance and late marks to reward good attendance and punctuality. Visible in the mobile App.

### PARENTS

Overview and/or detailed view of student attendance to support the school policy and reinforced via notifications in the mobile App. (Requires Online parental access)



## 4 SCHOOLS

### ADD-ON MODULES

#### MARKBOOKS

Collect detailed assessment data backed up with formative assessment — not just summative grades — to support student progress and interventions

#### BEHAVIOUR

Quickly record and follow-up behaviour incidents online, using PCs or mobile devices

#### ATTENDANCE

Quickly analyse and/or record attendance online, simplifying your staff's day

#### FULL PROGRESS REPORTS

Great-looking progress reports, efficiently produced and publishable online

#### PARENTAL ACCESS

Online access to assessment, behaviour and attendance information, homework and progress reports

#### HOMEWORK

Support independent study for all students with core and extension homework

#### SEATING PLANS

Create seating plans for groups with key school data and individualised teachers views

#### MOBILE APP

Instantly communicate with the parents and students to give them access to assessment, attendance, behaviour and homework information via their smartphones

*“GO 4 Schools was a massive help in enabling us to target key pupils, and as a result our Level 2 English and Maths rose by 9%.”*


Acting Deputy Head, West Monmouth School

## Key module benefits

- Choose whether you want to record session and/or lesson attendance online in GO 4 Schools or whether you just want to analyse attendance marks taken from your MIS.
  - Define your own 'bands' for tracking session attendance, such as just-above or just-below the persistent absence threshold, to help you plan attendance interventions.
  - Instant charts show trends such as attendance and persistent absence by cohort, registration group and/or focus group.
  - Define your own focus/intervention groups for analysis - in addition to those updated nightly from your MIS, such as Pupil Premium.
  - Drill-down to look at individual students to see their attendance patterns, 'heat maps' and lesson attendance.
  - Session data can be summarised in progress reports and in the mobile App, then automatically written back to your MIS for your census.
  - Use attendance focus groups to create special registers for intervention or tracking internal truancy across the school.
  - Management views allow attendance officers to monitor un-started/incomplete registers and absence marks.
  - Mobile app and online inbox allow notifications and emails to alert parents of absence and late marks.
  - Attendance officer marks can be protected so cannot be overwritten by other users.
- The **Online parental access module** allows parents to access detailed attendance information for their child.

## What options are there?

**GO 4 Schools is a modular system. You choose the modules you want to start with (see left) and simply add other modules as and when your school is ready. The Core edition of GO 4 Schools provides all of the ease-of-use and statistical analysis benefits of GO 4 Schools, but with other modules switched off, waiting in the wings for when you are ready.**



## Core benefits

**Whichever modules you choose, you will receive:**

- Easy, real-time analysis of performance, attendance and behaviour data by year group, subject, teaching group and focus group.
- The ability to define your own focus groups for analysis, planning and monitoring interventions.
- The ability to capture snapshots of data to allow you to compare “then” and “now” and to track progress over time.
- The ability to set up non-timetabled curriculum areas to give value to extra qualifications e.g. twilight courses and first language exams.
- Support for Life after Levels with school-defined grading schemes.
- The ability to link results from external tests such as CAT and MidYIS to performance, attendance and behaviour data, ensuring the best return from them and giving your staff a 360° view of each student.
- Automatic, nightly updates of class lists and key student data such as Pupil Premium from your MIS to GO 4 Schools.
- Automatic software updates to all of the modules you are using.
- Access for all staff and students, online, 24/7, with single-sign-on for Windows networks, giving your staff and students one-click access to the information they need.

## How do we get started?

Please call us! We'd love to come and talk to you about how GO 4 Schools can help your school.

Visit [www.go4schools.com](http://www.go4schools.com) or call 01223 967556 (option 1) or email [enquiries@go4schools.com](mailto:enquiries@go4schools.com) for more information